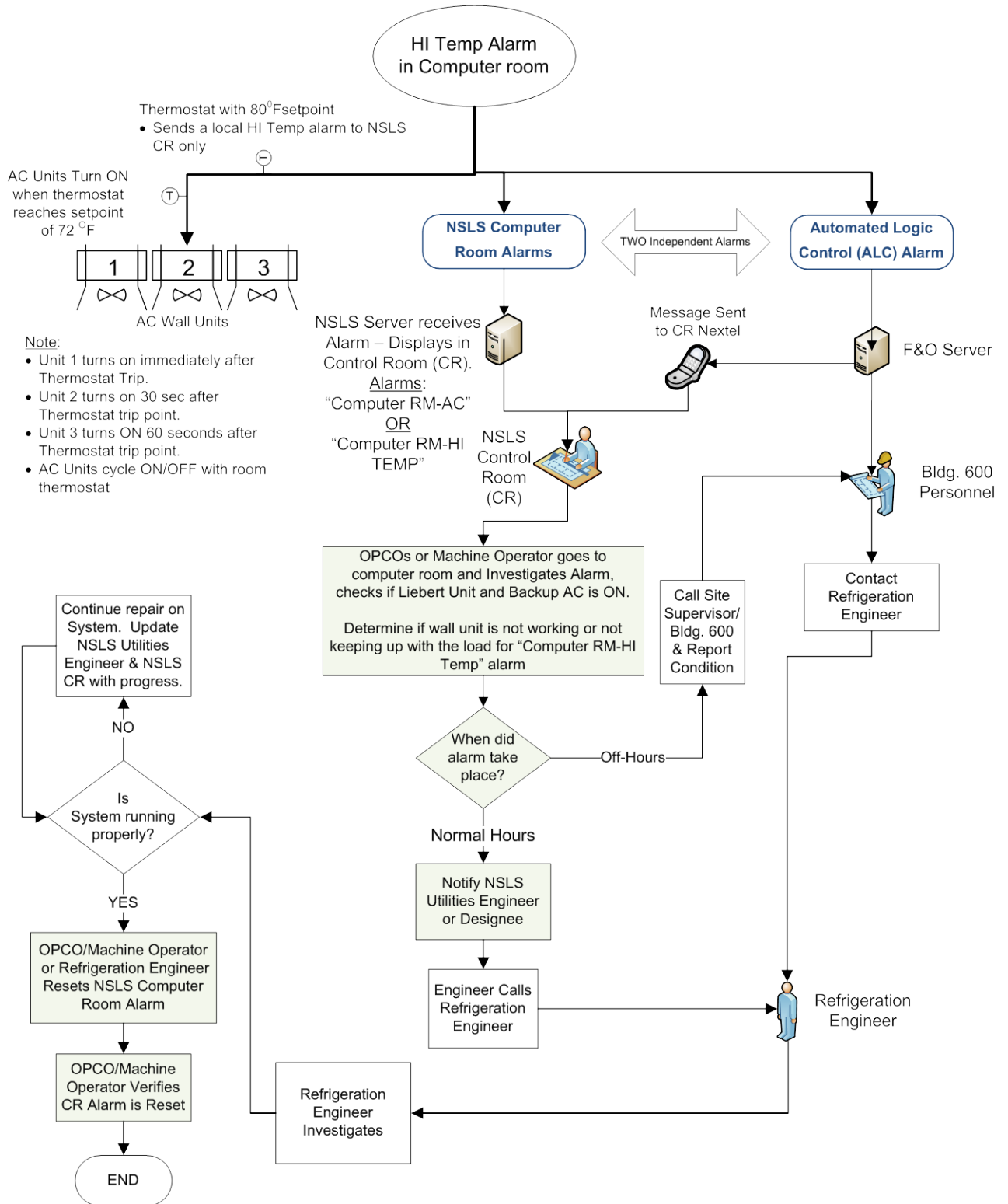





Brookhaven National Laboratory/ LIGHT SOURCES DIRECTORATE			
<b>Subject:</b>	<b>Response to Computer Room HVAC Alarms</b>		
<b>Number:</b>	LS-OPS-0120	<b>Revision:</b>	B
		<b>Effective:</b>	7/13/2010
			<b>Page 1 of 2</b>
Prepared By: M. Buckley	Reviewed By: R. Church	Approved By: R. Beuman	Approved By: E. Zitvogel

\*Approval signatures on file with master copy.



Brookhaven National Laboratory/ LIGHT SOURCES DIRECTORATE			
<b>Subject:</b>	<b>Response to Computer Room HVAC Alarms</b>		
<b>Number:</b>	LS-OPS-0120	<b>Revision:</b>	B
		<b>Effective:</b>	7/13/2010
			<b>Page 2 of 2</b>

APPENDIX: Computer Room Photos

	
Fig. 1: NSLS Computer Room Alarm Reset	Fig. 2: Liebert HVAC System
	
Fig. 3: Thermostat Units	Fig. 3: AC Wall Unit (1 of 3)

<b>Document Review Frequency</b>
<b>3</b> Years

Review signatures on file with master copy of controlled document

<b>LIGHT SOURCES DIRECTORATE REVISION LOG</b>		
<b>Document Number:</b>	LS-OPS-0120	
<b>Subject:</b>	Response to Computer Room HVAC Alarms	
Rev	Description	Date
A	Initial Document	10/15/2009
B	Second thermostat added in computer room with HI Temp Alarm for NSLS Control Room Only. Flow chart and appendix revised to reflect change.	7/13/2010